



Ref. Certif. No.

DE 2-046628

IEC SYSTEM FOR MUTUAL RECOGNITION OF TEST CERTIFICATES FOR ELECTRICAL EQUIPMENT (IECEE) CB SCHEME

CB TEST CERTIFICATE

Product

Photovoltaic (PV) modules

Name and address of the applicant

SUNBOND ENERGY PRIVATE LIMITED (UNIT-2)
Survey No 270/P1-P2, NR. Onery Tiles, Mitana - Neknam,
Padadhari Road, Tankara, Mitana, Morbi, Gujarat 363650,
India

Name and address of the manufacturer

SUNBOND ENERGY PRIVATE LIMITED (UNIT-2)
Survey No 270/P1-P2, NR. Onery Tiles, Mitana - Neknam,
Padadhari Road, Tankara, Mitana, Morbi, Gujarat 363650,
India

Name and address of the factory

Note: When more than one factory, please report on page 2

SUNBOND ENERGY PRIVATE LIMITED (UNIT-2)
Survey No 270/P1-P2, NR. Onery Tiles, Mitana - Neknam,
Padadhari Road, Tankara, Mitana, Morbi, Gujarat 363650,
India

Ratings and principal characteristics

Pmax=570-595Wp for SEPL16BGGN144-xxx
Pmax=520-545Wp for SEPL16BGGN132-xxx
Pmax=600-625Wp for SEPLG12R132-xxx
Maximum System Voltage: 1500 V DC

Trademark / Brand (if any)

SUNBOND

Customer's Testing Facility (CTF) Stage used

N/A

Model / Type Ref.

SEPL16BGGN144-xxx (xxx=570-595 in steps of 1, 144 cells)
SEPL16BGGN132-xxx (xxx=520-545 in steps of 1, 132 cells)
SEPLG12R132-xxx (xxx=600-625 in steps of 1, 132 cells)

Additional information (if necessary may also be reported on page 2)

N/A

A sample of the product was tested and found to be in conformity with

IEC 61730-2:2023
IEC 61730-1:2023

As shown in the Test Report Ref. No. which forms part of this Certificate

IN26V47H 001

This CB Test Certificate is issued by the National Certification Body



TÜV Rheinland LGA Products GmbH
Tillystr. 2, 90431 Nürnberg, Germany
Mail: cert-validity@de.tuv.com

Date: 2026-04-20

Signature:

Dipl.-Ing. A. Cox

10/061SMD 2024-12 rke-simplified

IEC SYSTEM FOR MUTUAL RECOGNITION OF TEST CERTIFICATES FOR ELECTRICAL EQUIPMENT (IECEE) CB SCHEME

CB TEST CERTIFICATE

Product

Photovoltaic (PV) modules

Name and address of the applicant

SUNBOND ENERGY PRIVATE LIMITED (UNIT-2)
Survey No 270/P1-P2, NR. Onery Tiles, Mitana - Neknam,
Padadhari Road, Tankara, Mitana, Morbi, Gujarat 363650,
India

Name and address of the manufacturer

SUNBOND ENERGY PRIVATE LIMITED (UNIT-2)
Survey No 270/P1-P2, NR. Onery Tiles, Mitana - Neknam,
Padadhari Road, Tankara, Mitana, Morbi, Gujarat 363650,
India

Name and address of the factory

Note: When more than one factory, please report on page 2

SUNBOND ENERGY PRIVATE LIMITED (UNIT-2)
Survey No 270/P1-P2, NR. Onery Tiles, Mitana - Neknam,
Padadhari Road, Tankara, Mitana, Morbi, Gujarat 363650,
India

Ratings and principal characteristics

Pmax=570-595Wp for SEPL16BGGN144-xxx
Pmax=520-545Wp for SEPL16BGGN132-xxx
Pmax=600-625Wp for SEPLG12R132-xxx
Maximum System Voltage: 1500 V DC

Trademark / Brand (if any)

SUNBOND

Customer's Testing Facility (CTF) Stage used

N/A

Model / Type Ref.

SEPL16BGGN144-xxx (xxx=570-595 in steps of 1, 144 cells)
SEPL16BGGN132-xxx (xxx=520-545 in steps of 1, 132 cells)
SEPLG12R132-xxx (xxx=600-625 in steps of 1, 132 cells)

Additional information (if necessary may also be reported on page 2)

N/A

A sample of the product was tested and found to be in conformity with

IEC 61215-2:2021
IEC 61215-1:2021
IEC 61215-1-1:2021

As shown in the Test Report Ref. No. which forms part of this Certificate

IN26D9NQ 001

This CB Test Certificate is issued by the National Certification Body



TÜV Rheinland LGA Products GmbH
Tillystr. 2, 90431 Nürnberg, Germany
Mail: cert-validity@de.tuv.com

Date: 2026-04-20

Signature:

Dipl.-Ing. A. Cox

CIN: U72501KA1996PTC020653
Business Stream Products
Business Field Solar & Commercial Products

Bangalore, 20 January 2026

TUV Rheinland (India) Pvt. Ltd.
Bangalore-560100

Sunbond Energy Pvt Ltd. (UNIT -2)
Survey No 270/P1-P2, NR. Onery Tiles, Mitana, Mitana – Neknam, Padadhari Road, Tankara, Mitana,
Morbi, 363650, Gujarat

Declaration on PID Test:
No. IN26WKKS 001

Manufacturer:
Sunbond Energy Pvt Ltd. (UNIT -2)
Survey No 270/P1-P2, NR. Onery Tiles, Mitana, Mitana – Neknam, Padadhari Road, Tankara, Mitana,
Morbi, 363650, Gujarat

Product: Photovoltaic Module
Type: SEPLG12R132-xxx (xxx =600-625Wp in step of 5 with 132 cut cells)

Only Valid with the tested components:

Solar Cell: 16bb Mono-crystalline Bifacial TOPCon Solar Cell by Huai'an Jietai New Energy
Technology Co., Ltd
Front cover: AR coated low iron tempered pattern glass by Wujiang CSG Glass Co., Ltd -
2mm
Encapsulant: Cybright T22H (Front): Cybright C22H (Back) by Cybrid Technologies Inc
Back cover: AR coated low iron tempered pattern glass by Wujiang CSG Glass Co., Ltd -
2mm

Test Results:

- All tested specimens have fulfilled the test criteria and passed the performed PID test with 288 hrs (3 cycles of 85°C & 85%RH for 96 hrs) with -1500V as per IEC TS 62804-1
- The degradation of maximum output power does not exceed 5%.
- There is no evidence of major local degradation in electroluminescence inspection.



Sai Eshwar
Engineer-Products (S & C)



K. Ganesh Kamath
Sr.Manager-Products (S & C)

Zertifikat *Certificate*

Zertifikatsnummer Certificate No.:

PV 60186204 0001

Berichtsnummer Report No.:

IN251ERT 001

Genehmigungsinhaber License Holder:

SUNBOND ENERGY PRIVATE LIMITED (UNIT-2)
 Survey No 270/P1-P2, NR. Onery Tiles,
 Mitana – Neknam, Padadhari Road,
 Tankara, Mitana, Morbi, Gujarat 363650
 India

Fertigungsstätte Manufacturing Site:

SUNBOND ENERGY PRIVATE LIMITED (UNIT-2)
 Survey No 270/P1-P2, NR. Onery Tiles,
 Mitana – Neknam, Padadhari Road,
 Tankara, Mitana, Morbi, Gujarat 363650
 India

Prüfzeichen Test Mark:


Salt Mist
 Resistance
 Regular Production
 Surveillance

www.tuv.com
 ID 1111312630

Geprüft nach Tested according to:

IEC 61701:2020
 EN IEC 61701:2020

Geräteidentifikation
Product Identification

Produkt: PV Module

Product:

Modell: Modelle sind auf nächste(r) Seite(n) gelistet

Type: Type designation(s) are listed on the next page(s)

Technische Daten:

Technical Data:

Gültig bis: 2031-02-03

Date of expiry:

Gültig ab: 2026-02-04

Valid from:

Ausstellungsdatum: 2026-02-04

Date of issue:

Zertifizierungsstelle:

Certification body:

Dipl.-Ing. A. Cox



Dem Zertifikat liegt unsere Prüf- und Zertifizierungsordnung zugrunde.
 Das Produkt entspricht den o.g. Anforderungen, die Herstellung wird überwacht.
 This certificate is based on our Testing and Certification Regulation. The product
 fulfills above mentioned requirements, the production is subject to surveillance.

TÜV Rheinland LGA Products GmbH, Tillystraße 2, 90431 Nürnberg

<http://www.tuv.com/safety> E-mail: markcheck@tuv.com

Fax: +49 221 806-3935

www.tuv.com



TÜVRheinland®
 Precisely Right.

Zertifikat *Certificate*

Zertifikatsnummer *Certificate No.:*

PV 60186204 0001

Berichtsnummer *Report No.:*

IN251ERT 001

Produkt *Product:* PV Module

Modell *Type:*

Bezeichnung *Designation:*

Type with monocrystalline M10R Topcon Bifacial half-cut solar cells:
SEPL16BGGN144-xxx (xxx = 570-595 in steps of 1, 144 cells)
SEPL16BGGN132-xxx (xxx = 520-545 in steps of 1, 132 cells)

Type with monocrystalline G12R Topcon Bifacial half-cut solar cells:
SEPLG12R132-xxx (xxx = 600-625 in steps of 1, 132 cells)

xxx represents power range in Wp

Remarks:

Valid in conjunction with TÜV Rheinland certificate acc. IEC 61730 and only for the material combination as listed in above written test report.
Test performed with test method 6 acc. to IEC 60068-2-52.

Conditions:

The product test is voluntarily according to technical regulations. Any change of the design, materials, components or processing may require the repetition of some of the qualification tests in order to retain type approval. Accordingly the repetition of the tests that are basis of this certificate may be required.



CERTIFICATE

Issued to:

Applicant:

SUNBOND ENERGY PVT. LTD (UNIT-2)
Survey No 270/P1-P2, NR. Onery Tiles,Mitana,-
Neknam, Padadhari Road, Tankara, Mitana
363650 Morbi, Gujarat, India

Licensee:

SUNBOND ENERGY PVT. LTD (UNIT-2)
Survey No 270/P1-P2, NR. Onery Tiles,Mitana,-
Neknam, Padadhari Road, Tankara, Mitana
363650 Morbi, Gujarat, India

Product : PV Module Shipping Unit
Trade name(s) : SUNBOND
Type(s)/model(s) : Shipping unit 01

The product and any acceptable variation thereof as specified in the Annex to this certificate and the documents referred to therein.

DEKRA hereby declares that the above-mentioned product has been certified based on:

- an evaluation according to the standard(s) IEC 62759-1:2022
- a periodic surveillance
- a DEKRA certification agreement with the number 6073468

DEKRA hereby grants the right to use the DEKRA Seal certification mark with the following content:

Category : Photovoltaic
Keyword : Transportation Stress
Keyword : Periodic Factory Inspection

The DEKRA Seal certification mark may be applied to the product or documentation as specified in this certificate for the duration and under the conditions of the DEKRA Seal certification agreement.

This certificate is issued on ???? and expires at the latest on 26 February 2031.

Certificate number: 31-172380

DEKRA Certification B.V.

B.T.M. Holtus
Managing Director

Certification Manager

© Integral publication of this certificate is allowed

SPECIFICATION OF THE CERTIFIED PRODUCT**Product data**

Product : PV Module Shipping Unit
Trade name(s) : SUNBOND
Type(s)/model(s) : Shipping unit 01

Product data – type Shipping unit 01

Main parts : Plywood/ FIVE LAYERS PAPER/ THREE LAYERS PAPER/
PET
Dimension of carton box : 2400mm*1135mm*1150mm
Gross weight (Shipping unit with PV
modules) : 1100 kg
Number of PV modules : 31
Placement of PV modules : Placed in vertical
Dimension of module : 2382mm*1134mm*35mm
Suitable PV modules : SEPLG12R132-xxx (xxx=600-625W, in steps of 5,132 cells)

TESTS**Test requirements**

IEC 62759-1:2022

Test result

The test results are documented in DEKRA test file 625020400.

Additional information

The list of components is laid down in test report 6250204B.50.

Conclusion

The examination has confirmed that all requirements were met.

Factory location

SUNBOND ENERGY PVT. LTD (UNIT-2)
Survey No 270/P1-P2, NR. Onery Tiles, Mitana, -Neknam, Padadhari Road, Tankara, Mitana
363650 Morbi, Gujarat, India

Trade name(s): SUNBOND stands for



Unique Identifier

The DEKRA Seal has been updated with a modern look. This certificate exclusively features the new seal, which must be used for all new certifications going forward. Please ensure this version is used consistently for all future certifications to maintain a clearer and more contemporary representation.



Zertifikat *Certificate*

Zertifikatsnummer Certificate No.:

PV 60186165 0001

Berichtsnummer Report No.:

IN2536K6 001

Genehmigungsinhaber License Holder:

SUNBOND ENERGY PRIVATE LIMITED (UNIT-2)
 Survey No 270/P1-P2, NR. Onery Tiles,
 Mitana – Neknam, Padadhari Road,
 Tankara, Mitana, Morbi, Gujarat 363650
 India

Fertigungsstätte Manufacturing Site:

SUNBOND ENERGY PRIVATE LIMITED (UNIT-2)
 Survey No 270/P1-P2, NR. Onery Tiles,
 Mitana – Neknam, Padadhari Road,
 Tankara, Mitana, Morbi, Gujarat 363650
 India

Prüfzeichen Test Mark:


Ammonia
 Resistance
 Regular Production
 Surveillance

www.tuv.com
 ID 1111312561

Gepprüft nach Tested according to:

IEC 62716:2013

EN 62716:2013

Geräteidentifikation
Product Identification
Produkt: PV Module

Product:
Modell: Modelle sind auf nächste(r) Seite(n) gelistet

Type: Type designation(s) are listed on the next page(s)

Technische Daten:
Technical Data:
Gültig bis: 2031-02-03

Date of expiry:
Gültig ab: 2026-02-04

Valid from:
Ausstellungsdatum: 2026-02-04

Date of issue:
Zertifizierungsstelle:
Certification body:

Dipl.-Ing. A. Cox



Dem Zertifikat liegt unsere Prüf- und Zertifizierungsordnung zugrunde.
 Das Produkt entspricht den o.g. Anforderungen, die Herstellung wird überwacht.
 This certificate is based on our Testing and Certification Regulation. The product
 fulfills above mentioned requirements, the production is subject to surveillance.

TÜV Rheinland LGA Products GmbH, Tillystraße 2, 90431 Nürnberg
<http://www.tuv.com/safety> E-mail: markcheck@tuv.com

Fax: +49 221 806-3935

www.tuv.com


TÜVRheinland®
 Precisely Right.

Zertifikat *Certificate*

Zertifikatsnummer *Certificate No.:*

PV 60186165 0001

Berichtsnummer *Report No.:*

IN2536K6 001

Produkt *Product:* PV Module

Modell *Type:*

Bezeichnung *Designation:*

Type with monocrystalline M10R Topcon Bifacial half-cut solar cells:
SEPL16BGGN144-xxx (xxx = 570-595 in steps of 1, 144 cells)
SEPL16BGGN132-xxx (xxx = 520-545 in steps of 1, 132 cells)

Type with monocrystalline G12R Topcon Bifacial half-cut solar cells:
SEPLG12R132-xxx (xxx = 600-625 in steps of 1, 132 cells)

xxx represents power range in Wp

Remarks:

Valid in conjunction with TÜV Rheinland certificate acc. IEC 61730 and only for the material combination as listed in above written test report.

Conditions:

The product test is voluntarily according to technical regulations. Any change of the design, materials, components or processing may require the repetition of some of the qualification tests in order to retain type approval. Accordingly the repetition of the tests that are basis of this certificate may be required.



CERTIFICATE

of Conformity

Low Voltage Directive (EU) 2014/35

Registration No.: AN 60187789 0001
Report No.: IN26OIVG 001
Holder: SUNBOND ENERGY PRIVATE LIMITED (UNIT-2)
Survey No 270/P1-P2, NR. Onery Tiles,
Mitana – Neknam, Padadhari Road,
Tankara, Mitana, Morbi, Gujarat 363650
India
Product: PV Module


Type designation listed on the next page

This certificate of conformity is based on an evaluation of a sample of the above-mentioned product. Technical Report and documentation are at the License Holder's disposal. This is to certify that the tested sample is in conformity with Annex I of Council Directive (EU) 2014/35, referred to as the Low Voltage Directive. This certificate does not imply assessment of the series-production of the product and does not permit the use of a TÜV Rheinland mark of conformity. The holder of the certificate is authorized to use this certificate in connection with the EC declaration of conformity according to Annex IV of the Directive.

Date: 2026-05-19

Certification Body

Dipl.-Ing. A. Cox



TÜV Rheinland LGA Products GmbH - Tillystraße 2 - 90431 Nürnberg

The CE marking may be used if all relevant and effective EC Directives/Regulations are complied with.

CERTIFICATE

of Conformity

Low Voltage Directive (EU) 2014/35

Registration No.: AN 60187789 0001

Product: PV Module

Identification:

Type Designation
Type with monocrystalline M10R Topcon bifacial half-cut cells:
SEPL16BGGN144-xxx
(xxx = 570-595 in steps of 1, 144 cells)
SEPL16BGGN132-xxx
(xxx = 520-545 in steps of 1, 132 cells)

Type with monocrystalline G12R Topcon bifacial half-cut cells:
SEPLG12R132-xxx
(xxx = 600-625 in steps of 1, 132 cells)


xxx represents power range in Wp


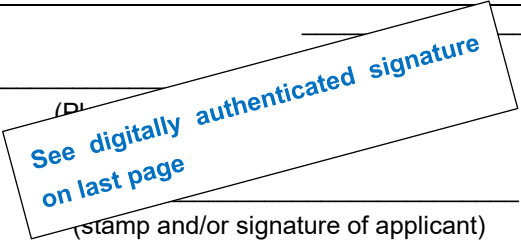


TÜV Rheinland LGA Products GmbH - Tillystraße 2 - 90431 Nürnberg

The CE marking may be used if all relevant and effective EC Directives/Regulations are complied with.

Constructional Data Form for Photovoltaic Modules



Licence holder (full address)	Sunbond Energy Pvt Ltd. (UNIT -2) Survey No 270/P1-P2, NR. Onery Tiles, Mitana, – Neknam, Padadhari Road, Tankara, Mitana, Morbi, 363650, Gujarat				
Production factory -01 (full address)	Sunbond Energy Pvt Ltd. (UNIT -2) Survey No 270/P1-P2, NR. Onery Tiles, Mitana, – Neknam, Padadhari Road, Tankara, Mitana, Morbi, 363650, Gujarat				
Type of product	Photovoltaic (PV) modules				
Tested Standard	IEC 61215:2021 and IEC 61730:2023				
Trademark					
Type name or model no.	SEPLG12R132-xxx (xxx= 600-625wp in step of 1)	SEPL16BGGN144-xxx (xxx = 570-595wp in step of 1)	SEPL16BGGN132-xxx (xxx=520-545wp in step of 1)		
Nominal maximum output power at STC [W]	600-625 In steps of 1	570- 595 In steps of 1	520-545 In steps of 1		
Nominal short-circuit current at STC [A]	15.66 – 15.96	13.67 – 13.97	13.65 – 13.95		
Nominal open-circuit voltage at STC [V]	47.59 – 48.34	51.95 – 52.70	47.61 – 48.36		
Tolerance of rating at STC (Pmpp / Isc / Voc) [%]	±3/±5/±5	±3/±5/±5	±3/±5/±5		
Nominal maximum output power at BNPI [W]	600 - 625	570 - 595	520 - 545		
Nominal short-circuit current at BNPI [A]	17.22 – 17.56	15.27 - 15.37	15.01 – 15.34		
Nominal open-circuit voltage at BNPI [V]	47.59 – 48.34	52.95 – 52.70	47.61 – 48.36		
Tolerance of rating at BNPI (Pmpp / Isc / Voc) [%]	±3/±5/±5	±3/±5/±5	±3/±5/±5		
Bifaciality coefficient	75± 10%	75± 10%	75± 10%		
Dimensions (L x W x H) [mm]	2382x1134x35	2278x1134x35	2093x1134x35		
Module area [m ²]	2.70	2.58	2.38		
Class (IEC 61730-1:2016)	Class II	Class II	Class II		
Maximum system voltage [V _{DC}]	1500	1500	1500		
Pollution degree	PD1	PD1	PD1		

 <p>See digitally authenticated signature on last page _____ (stamp and/or signature of TÜV Rheinland)</p>	 <p>See digitally authenticated signature on last page _____ (stamp and/or signature of applicant)</p>
---	--

Note: Any errors or omissions in the CDF shall be reported to TÜV Rheinland immediately upon receipt by the applicant.

Constructional Data Form for Photovoltaic Modules






Qualified as cemented joint design	No	No	No		
Over-current protection rating [A]	30	30	35		
Defined min. creepage distance [mm]	13	13	13		
Defined min. clearance distance [mm]	13	13	13		
Max. operational altitude [masl]	≤2000	≤2000	≤2000		
Design load – downwards [Pa]	3600	3600	3600		
Design load – upwards [Pa]	1600	1600	1600		
Safety factor for mechanical load	1.5	1.5	1.5		
Number of solar cells	132	144	132		
Connection of cells (S, SP, PS)	SP	SP	SP		
Number of diodes	3	3	3		
Cells per diode	44	48	44		

 See digitally authenticated signature on last page (stamp and/or signature of TÜV Rheinland)	 See digitally authenticated signature on last page (stamp and/or signature of applicant)
---	---

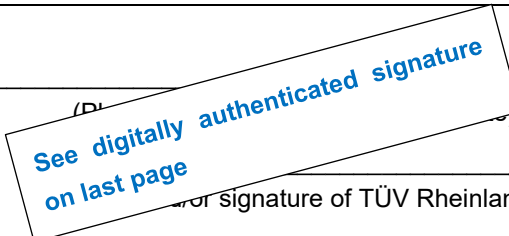

Note: Any errors or omissions in the CDF shall be reported to TÜV Rheinland immediately upon receipt by the applicant.

Constructional Data Form for Photovoltaic Modules

Copy of marking plate

 Sunbond Energy pvt.ltd.(UNIT-2) SURVEY NO 270P1-P2,NR.ONERY TILES,MITANA,MITANA-NEKNA M.PADADHARI ROAD, TANKARA,MITANA, MORBI,363650-GUJARAT	Model No: SEPL12R132-626 <table border="1"> <tr> <th>STC</th> <th>BNPI</th> </tr> <tr> <td>Power (Wp) : 826 Wp(±5%)</td> <td>: 888 Wp (± 5%)</td> </tr> <tr> <td>Open Circuit Voltage (Voc) : 48.84V(±5%)</td> <td>: 48.84 V (± 5%)</td> </tr> <tr> <td>Short Circuit Current (Isc) : 14.88A(±5%)</td> <td>: 17.68A (± 5%)</td> </tr> <tr> <td>Voltage at Max Power (Vmax) : 41.31 V</td> <td>: 41.31 V</td> </tr> <tr> <td>Current at Max Power (Imp) : 16.12 A</td> <td>: 16.84 V</td> </tr> </table>	STC	BNPI	Power (Wp) : 826 Wp(±5%)	: 888 Wp (± 5%)	Open Circuit Voltage (Voc) : 48.84V(±5%)	: 48.84 V (± 5%)	Short Circuit Current (Isc) : 14.88A(±5%)	: 17.68A (± 5%)	Voltage at Max Power (Vmax) : 41.31 V	: 41.31 V	Current at Max Power (Imp) : 16.12 A	: 16.84 V	: Bifaciality Factor (β) Pmax : 75 ± 10 % : Bifaciality Factor (β) Iso : 75 ± 10 % : Bifaciality Factor (β) Voc : 95 ± 5 % : ISC at B β1 : 18.80 A : Module (T88)max(°C) : 70 : Min.Design load (With safety factor 1.6) : +3600 Pa,-1800 Pa : STC : Irradiance E - 1000 W/m², Temp 25°C, AM 1.5 : BNPI : Front 1000 W/m² rear 136 W/m² (AM) 1.5 T = 25°C : aB (B β1) : Front 1000 W/m², rear 300 W/m² : Connector : D 301 - D-shaft	<p>ELECTRICAL VOLTAGE DO NOT DISCONNECT UNDER LOAD. "SAFETY CLASS II"</p> <p>THIS PRODUCT PRODUCES ELECTRICAL VOLTAGE WHEN THE GLASS SIDE IS EXPOSED TO SUNLIGHT. PROPER PRECAUTIONS ASSOCIATED WITH ELECTRICAL POWER SYSTEMS MUST BE TAKEN WHILE HANDLING AND INSTALLING THIS PRODUCT.</p> <p>IMPORTANT NOTE: THIS SOLAR PHOTOVOLTAIC MODULE IS NOT SUITABLE FOR ARTIFICIAL LIGHT CONCENTRATION.</p> <p>PLEASE READ INSTRUCTION MANUAL BEFORE INSTALLING THIS PRODUCT.</p>	<p>TENSION ELECTRIQUE NE PAS DECONNECTER SOUS CHARGE. CLASSE DE SECURITE II</p> <p>CE PRODUIT PRODUIT UNE TENSION ELECTRIQUE LORSQUE LE COTE EN VERRE EST EXPOSE A LA LUMIERE DU SOLEIL.</p> <p>DES PRECAUTIONS APPROPRIEES ASSOCIEES AUX SYSTEMES D'ALIMENTATION ELECTRIQUE DOIVENT ETRE PRISES LORS DE LA MANIPULATION ET DE L'INSTALLATION DE CE PRODUIT.</p> <p>REMARQUE IMPORTANTE : CE MODULE SOLAIRE PHOTOVOLTAIQUE NE CONVENT PAS A LA CONCENTRATION DE LUMIERE ARTIFICIELLE.</p> <p>VEUILLEZ LIRE LE MANUEL D'INSTRUCTIONS AVANT D'INSTALLER CE PRODUIT.</p>	<p>Warrranty voids if rear surface is scratched,damaged or J unob Box Termination is a re tampe d.</p> <p>For Customer Support Email: support@sunbondenergy.com P.h: +91-9884849057</p>  
	STC	BNPI															
Power (Wp) : 826 Wp(±5%)	: 888 Wp (± 5%)																
Open Circuit Voltage (Voc) : 48.84V(±5%)	: 48.84 V (± 5%)																
Short Circuit Current (Isc) : 14.88A(±5%)	: 17.68A (± 5%)																
Voltage at Max Power (Vmax) : 41.31 V	: 41.31 V																
Current at Max Power (Imp) : 16.12 A	: 16.84 V																
<table border="1"> <tr> <th>STC</th> <th>BNPI</th> </tr> <tr> <td>Power (Wp) : 686 Wp(±5%)</td> <td>: 866 Wp (± 5%)</td> </tr> <tr> <td>Open Circuit Voltage (Voc) : 62.70V(±5%)</td> <td>: 62.70 V (± 5%)</td> </tr> <tr> <td>Short Circuit Current (Isc) : 13.87A(±5%)</td> <td>: 16.37A (± 5%)</td> </tr> <tr> <td>Voltage at Max Power (Vmax) : 48.39 V</td> <td>: 48.39 V</td> </tr> <tr> <td>Current at Max Power (Imp) : 12.83 A</td> <td>: 14.12 V</td> </tr> </table>	STC	BNPI	Power (Wp) : 686 Wp(±5%)	: 866 Wp (± 5%)	Open Circuit Voltage (Voc) : 62.70V(±5%)	: 62.70 V (± 5%)	Short Circuit Current (Isc) : 13.87A(±5%)	: 16.37A (± 5%)	Voltage at Max Power (Vmax) : 48.39 V	: 48.39 V	Current at Max Power (Imp) : 12.83 A	: 14.12 V	: Bifaciality Factor (β) Pmax : 75 ± 10 % : Bifaciality Factor (β) Iso : 75 ± 10 % : Bifaciality Factor (β) Voc : 95 ± 5 % : ISC at B β1 : 18.28 A : Module (T88)max(°C) : 70 : Min.Design load (With safety factor 1.6) : +3600 Pa,-1800 Pa : STC : Irradiance E - 1000 W/m², Temp 25°C, AM 1.5 : BNPI : Front 1000 W/m² rear 136 W/m² (AM) 1.5 T = 25°C : aB (B β1) : Front 1000 W/m², rear 300 W/m² : Connector : D 301 - D-shaft	<p>ELECTRICAL VOLTAGE DO NOT DISCONNECT UNDER LOAD. "SAFETY CLASS II"</p> <p>THIS PRODUCT PRODUCES ELECTRICAL VOLTAGE WHEN THE GLASS SIDE IS EXPOSED TO SUNLIGHT. PROPER PRECAUTIONS ASSOCIATED WITH ELECTRICAL POWER SYSTEMS MUST BE TAKEN WHILE HANDLING AND INSTALLING THIS PRODUCT.</p> <p>IMPORTANT NOTE: THIS SOLAR PHOTOVOLTAIC MODULE IS NOT SUITABLE FOR ARTIFICIAL LIGHT CONCENTRATION.</p> <p>PLEASE READ INSTRUCTION MANUAL BEFORE INSTALLING THIS PRODUCT.</p>	<p>TENSION ELECTRIQUE NE PAS DECONNECTER SOUS CHARGE. CLASSE DE SECURITE II</p> <p>CE PRODUIT PRODUIT UNE TENSION ELECTRIQUE LORSQUE LE COTE EN VERRE EST EXPOSE A LA LUMIERE DU SOLEIL.</p> <p>DES PRECAUTIONS APPROPRIEES ASSOCIEES AUX SYSTEMES D'ALIMENTATION ELECTRIQUE DOIVENT ETRE PRISES LORS DE LA MANIPULATION ET DE L'INSTALLATION DE CE PRODUIT.</p> <p>REMARQUE IMPORTANTE : CE MODULE SOLAIRE PHOTOVOLTAIQUE NE CONVENT PAS A LA CONCENTRATION DE LUMIERE ARTIFICIELLE.</p> <p>VEUILLEZ LIRE LE MANUEL D'INSTRUCTIONS AVANT D'INSTALLER CE PRODUIT.</p>	<p>Warrranty voids if rear surface is scratched,damaged or J unob Box Termination is a re tampe d.</p> <p>For Customer Support Email: support@sunbondenergy.com P.h: +91-9884849057</p>  	
STC	BNPI																
Power (Wp) : 686 Wp(±5%)	: 866 Wp (± 5%)																
Open Circuit Voltage (Voc) : 62.70V(±5%)	: 62.70 V (± 5%)																
Short Circuit Current (Isc) : 13.87A(±5%)	: 16.37A (± 5%)																
Voltage at Max Power (Vmax) : 48.39 V	: 48.39 V																
Current at Max Power (Imp) : 12.83 A	: 14.12 V																


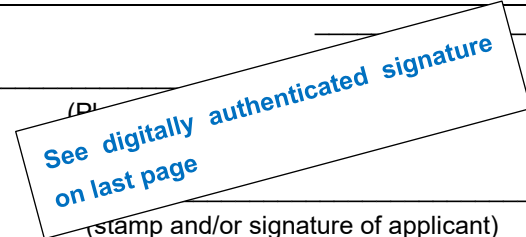
Marking plate is in compliance with IEC 61215:2021 and IEC 61730:2023.

 <p>(Signature of TÜV Rheinland)</p>	 <p>(Stamp and/or signature of applicant)</p>
---	---

Note: Any errors or omissions in the CDF shall be reported to TÜV Rheinland immediately upon receipt by the applicant.

Constructional Data Form for Photovoltaic Modules


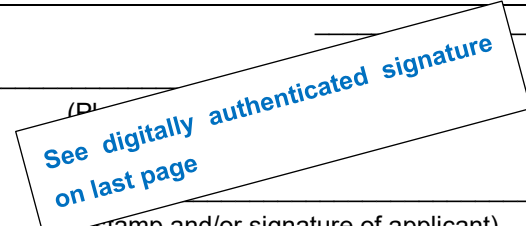
List of critical components (add lines for multiple material sources)					
Object	Manufacturer	Type / model	Technical data / ratings	Standard (if applicable)	Certificates (if applicable)
Solar Cell 1	Huai'an Jietai New Energy Technology Co., Ltd	F186R192	N -type Topcon - 16BB 182.3 x 105±0.5mm, 130±13µm Power classes [W]:9.74	—	Tested in appliance
Solar Cell 2	Sunsync solar Technology (YIBIN) Co., Ltd	HG183T216D	N -type Topcon - 16BB 182.2x91.8±0.5mm, 130±10µm Power classes [W]:8.54	—	Tested in appliance
Solar Cell 3	Sunsync solar Technology (YIBIN) Co., Ltd	HG210RT216A	N -type Topcon - 16BB 182.3 x 105 ± 0.5, 130±10µm Power classes [W]:8.54	—	Tested in appliance
Front cover 1	Wujiang CSG Glass Co., Ltd	AR coated low iron Semi tempered pattern glass	Thickness = 2.0±0.2mm Surface treatment: AR Coated patterned Solar glass Transmission data: ≥ 93.5%	---	Tested in appliance
Front cover 2	Borosil Renewables Limited	AR coated low iron Semi tempered pattern glass	Thickness = 2.0±0.2mm Surface treatment: AR Coated patterned Solar glass Transmission data: ≥ 93.5%	---	Tested in appliance
Backside cover 1	Wujiang CSG Glass Co., Ltd	Low iron tempered pattern glass	Thickness = 2.0±0.2mm Surface treatment: AR Coated patterned Solar glass Transmission data: ≥ 91.5%	---	Tested in appliance
Backside cover 2	Borosil Renewables Limited	Low iron tempered pattern glass	Thickness = 2.0±0.2mm Surface treatment: AR Coated patterned Solar glass Transmission data: ≥ 91.5%	---	Tested in appliance
Cell connector	Shanghai Sunby Solar Technology Co., Ltd.	-	Dimensions[mm]: Ø:0.32±0.03 Ø:0.26±0.03, Composition of alloy: Sn60Pb40	—	Tested in appliance
	Xi'an Telison New Materials Co, Ltd	-	Dimensions[mm]: Ø:0.32±0.03 Ø:0.26±0.03, Composition of alloy: Sn60Pb40	—	Tested in appliance
	A B Industries - (NEOCAB-PV)	-	Dimensions[mm]: Ø:0.32±0.03 Ø:0.26±0.03, Composition of alloy: Sn60Pb40	—	Tested in appliance
String connector	Shanghai Sunby Solar Technology Co., Ltd.	-	Dimensions[mm]: 4.00±1.00mm x 0.35±0.03mm 6.00±1.00mm x 0.35±0.03mm Composition of alloy: Sn60Pb40	—	Tested in appliance
	Xi'an Telison New Materials Co, Ltd	-	Dimensions[mm]: 4.00±1.00mm x 0.35±0.03mm 6.00±1.00mm x 0.35±0.03mm Composition of alloy: Sn60Pb40	—	Tested in appliance
	A B Industries - (NEOCAB-PV)	-	Dimensions[mm]: 4.00±1.00mm x 0.35±0.03mm 6.00±1.00mm x 0.35±0.03mm Composition of alloy: Sn60Pb40	—	Tested in appliance

 <p>See digitally authenticated signature on last page (signature of TÜV Rheinland)</p>	 <p>See digitally authenticated signature on last page (stamp and/or signature of applicant)</p>
--	--

Note: Any errors or omissions in the CDF shall be reported to TÜV Rheinland immediately upon receipt by the applicant.

Constructional Data Form for Photovoltaic Modules


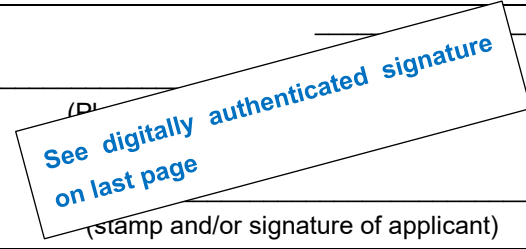
Soldering material 1	DL Industries	DL 60/40	Composition: Sn60/Pb40	—	Tested in appliance
Fluxing agent 1	Shenzhen Embrace Glory Electronics Material Co.Ltd	FLUX 8000T20	Liquid flux	—	Tested in appliance
Cell fixing tape 1	Cybrid Technologies Inc	FF-3665	Dimensions [mm]: 10mm Article/specification no.: T75	—	Tested in appliance
Cell fixing tape 2	Tesa Tapes (india) Pvt. Ltd.	Tesa-7946	Dimensions [mm]: 10mm Article/specification no.:7946	—	Tested in appliance
Junction box 1	DhaSh PV Technologies Private Limited	DSJB12y(y=d)	Max. Voltage = 1500V Max Current = 35A Upper Limiting temp:110°C	IEC 62790:2020	R 50680381 001
Bypass diode 1	SMC Diode Solutions	DS6045T	Tj max = 200°C Max. diode current [A]: 60	—	Tested in appliance
Cable 1	DhaSh PV Technologies Private Limited	62930 IEC 131 1 x 4mm ²	Max. Voltage = 1500VDC Max. Temp = 120°C	IEC 62930:2017	R 50520444
Cable 2	Vindhya Telelinks Limited	62930 IEC 131 1 x 4mm ²	Max. Voltage = 1500VDC Max. Temp = 120°C	IEC 62930:2017	R 50500939
Cable 3	Apar Industries Limited	62930 IEC 131 1 x 4mm ²	Max. Voltage = 1500VDC Max. Temp = 120°C	IEC 62930:2017	R 60152490
Connector 1	DhaSh PV Technologies Private Limited	DS01	Max. Voltage = 1500VDC Max. Current =35A Max Temp = 100°C	IEC 62852: 2014+AMD1: 2020	R 60152493
Connector 2	DhaSh PV Technologies Private Limited	DS01a	Max. Voltage = 1500VDC Max. Current = 45A Max Temp = 100°C	IEC 62852: 2014+AMD1: 2020	R 50678237
Connector 3	Staubli Electrical Connectors AG.	PV-KST4-EVO 2A/xy-M PV-KBT4-EVO 2A/xy-F	Max. Voltage = 1500VDC Max. Current = 45A Max Temp = 100°C	IEC 62852: 2014+AMD1: 2020	R 60127169
Adhesive 1 (junction box)	Adarsha Specialty Chemicals Pvt Ltd	ADSIL PV 555	Silicone Adhesive Sealant	-	Tested in appliance
Adhesive 2 (junction box)	Shanghai Huitian New Material Co., Ltd	HT906Z	Silicone Adhesive Sealant	-	Tested in appliance
Potting material 1 (junction box)	Adarsha Specialty Chemicals Pvt Ltd	ADSIL JB 597	Silicone potting compound	-	Tested in appliance
Potting material 2 (junction box)	Shanghai Huitian New Material Co., Ltd	5299W-S	Silicone potting compound	-	Tested in appliance
Encapsulation material 1	Cybrid Technologies Inc	Cybright T22H(Front)	Thickness [mm]: 0.50±0.1 CTI: ≥ 600	-	Tested in appliance
		Cybright C22H(Back)	Max. Storage temp[°C]: 30 Max. shelf life: 9months	-	Tested in appliance
Encapsulation material 2	Alishan Green Energy Pvt. Ltd.	Alishan EPE(Front)	Thickness [mm]: 0.50±0.1 CTI: ≥ 600	-	Tested in appliance
		Alishan EPE(Back)	Max. Storage temp[°C]: 30 Max. shelf life: 9months	-	Tested in appliance

 <p>See digitally authenticated signature on last page (signature of TÜV Rheinland)</p>	 <p>See digitally authenticated signature on last page (stamp and/or signature of applicant)</p>
--	--

Note: Any errors or omissions in the CDF shall be reported to TÜV Rheinland immediately upon receipt by the applicant.


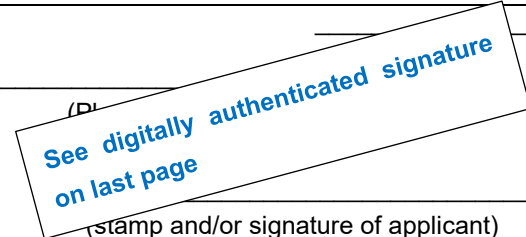
Constructional Data Form for Photovoltaic Modules

Frame parts 1	Anhui Krant Aluminum Products Co., Ltd	Anodized Aluminium	Material: AL6005, T6 Dimension: 35mm Drg.No: KTFT901	-	Tested in Appliance
Frame parts 2	Jiangsu Dinghao Aluminum Technology co., Ltd	Anodized Aluminium	Material: AL6005, T6 Dimension: 35mm Drg.No: TYN0761		Tested in Appliance
Adhesive (frame) 1	Shanghai Huitian New Material Co., Ltd	HT906Z	Silicone Adhesive Sealant	-	Tested in appliance
Adhesive (frame) 2	Adarsha Specialty Chemicals Pvt Ltd	ADSIL PV 555	Silicone Adhesive Sealant	-	Tested in appliance
Mounting and attachment parts	N/A	N/A	N/A	—	Tested in appliance
Markings	Strength Bartech		Back label	—	Tested in appliance
Ink	Strength Bartech	-	-	—	—
Additional materials	-			—	Tested in appliance
(Optional) Accessories	-	-	-	—	Tested in appliance
Remarks	None				

 <p>See digitally authenticated signature on last page</p> <p>(stamp and/or signature of TÜV Rheinland)</p>	 <p>See digitally authenticated signature on last page</p> <p>(stamp and/or signature of applicant)</p>
<p>Note: Any errors or omissions in the CDF shall be reported to TÜV Rheinland immediately upon receipt by the applicant.</p>	

Constructional Data Form for Photovoltaic Modules


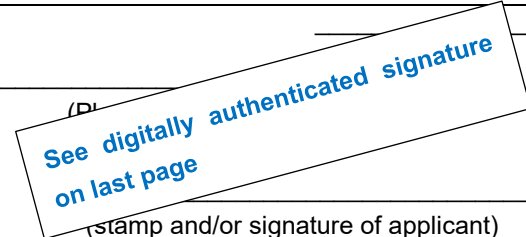
Qualified material combinations				
	Encapsulation material 1 Cybright T22H(Front) Cybright C22H(Back) (Cybrid Technologies Inc)	Encapsulation material 2 Alishan EPE(Front) Alishan EPE(Back) (Alishan Green)		
Solar cell 1 F186R192 Huai'an Jietai	✓			
Solar cell 2 HG183T216D Sunsync solar	✓			
Solar cell 3 HG210RT216A Sunsync solar		✓		
Backside cover 1 Glass -2mm (Wujiang CSG Glass)	✓	✓		
Backside cover 2 Glass -2mm (Borosil Renewables)	✓	✓		
Soldering material 1 DL 60/40 DL Industries	✓	✓		
Fluxing agent 1 FLUX 8000T20 Shenzhen Embrace Glory	✓	✓		
Cell fixing tape 1 FF-3665(Cybrid)	✓	✓		
Adhesive (frame) 1 ADSIL PV 555 (Adarsha Specialty)	✓	✓		
Adhesive (frame) 2 HT906Z (Shanghai Huitian New Material Co., Ltd)	✓	✓		
Remarks				

 <p>See digitally authenticated signature on last page</p> <p>(stamp and/or signature of TÜV Rheinland)</p>	 <p>See digitally authenticated signature on last page</p> <p>(stamp and/or signature of applicant)</p>
--	---

Note: Any errors or omissions in the CDF shall be reported to TÜV Rheinland immediately upon receipt by the applicant.

Constructional Data Form for Photovoltaic Modules

Qualified material combinations				
Junction box 1 DSJB12d (DhaSh PV Technologies)	Adhesive (JB) 2 ADSIL PV 555 (Adarsha Specialty)	Adhesive (JB) 1 HT906Z (Shanghai Huitian)		
Backside cover 1 Glass -2mm (Wujiang CSG Glass)	✓	✓		
Backside cover 2 Glass -2mm (Borosil Renewables)	✓	✓		
Bypass diode	Bypass diode 1			
Cable	Cable 1,2,3			
Connector	Connector 1,2,3			
Potting	Potting 1,2			
Remarks	None			

 <p>See digitally authenticated signature on last page</p> <p>(signature of TÜV Rheinland)</p>	 <p>See digitally authenticated signature on last page</p> <p>(stamp and/or signature of applicant)</p>
---	---

Note: Any errors or omissions in the CDF shall be reported to TÜV Rheinland immediately upon receipt by the applicant.

Constructional Data Form for Photovoltaic Modules

Routine Safety Testing:

Required:

Not Required:

Reason:

Class III product:

Other:

<u>Test Details:</u> <i>Please select the required tests</i>	<u>Test Points:</u> <i>e.g., edit or delete as needed</i>	<u>Test Values:</u>
<input checked="" type="checkbox"/> High potential test:	Module terminals vs. glass edge/frame	100% sampling size, 4800 kV for 2 sec, 0.25 mA (max)
<input checked="" type="checkbox"/> Continuity test of equipotential bonding:	Module terminals vs. glass edge/frame	100% sampling size, 75 A for 6 sec, 100 mΩ (max)
<input checked="" type="checkbox"/> Insulation resistance:	Module terminals vs. glass edge/frame	100%, 1500 kV for 5 sec, >40 MΩ m ² (min)
<input checked="" type="checkbox"/> Wet leakage current test:	Module terminals vs. glass edge/frame	2 no's/shift sampling size, 1500 kV for 120 sec, >40 MΩ m ² (min)
<input checked="" type="checkbox"/> Visual inspection:	Front and rear side of modules	100% sampling size, criteria catalogue file Annexure -A08
<input checked="" type="checkbox"/> Bypass diode functionality:	Module terminals	100% sampling size, method B.
<input checked="" type="checkbox"/> Module output power:	Module terminals	100% sampling size, 1000 W/m ² , 25 °C, AM1.5
<input type="checkbox"/> Other:		



K. Ganesh Kamath

Digitally signed
by Ganesh
Kamath

(stamp and/or signature of TÜV Rheinland)

MORBI
(Place)



05 Dec - 2025
(date)

(stamp and/or signature of applicant)

Note: Any errors or omissions in the CDF shall be reported to TÜV Rheinland immediately upon receipt by the applicant.

Date: 2026-02-10

SUNBOND ENERGY PRIVATE LIMITED (UNIT-2)
Survey No 270/P1-P2, NR. Onery Tiles,
Mitana - Neknam, Padadhari Road,
Tankara, Mitana, Morbi, Gujarat 363650
India

Ref: CU US + Canada Certificate

Type of Equipment : Photovoltaic (PV) module
Certificate No. : CU 72505287 0001
Report No. : IN25PFXM 001
Engineer/Contact : Volker Ebinghaus
Standards : UL 61215-1:2021
UL 61215-1-1:2021
UL 61215-2:2021
UL 61730-1:2022
UL 61730-2:2022
CSA C22.2 No. 61730-1:19
CSA C22.2 No. 61730-2:19

Dear Madame or Sir,

The above referenced technical equipment has been tested and was found to be in compliance with the listed test requirement(s). Enclosed, please find the TUV Rheinland approval document No. CU 72505287 0001.

It authorizes you to label the listed product(s) with the TUV Rheinland Mark identified in the approval document. For compliance, the Test Mark must be on the approved unit.

Your product is subject to regular factory follow-up inspections as well as annual certificate and factory registration fees.

In using the TUV Rheinland Mark you are obligated to comply with the TUV Rheinland of North America Service Agreement.

If we can be of any further assistance to you, please do not hesitate to contact us.

With kind regards,

Certification Body



Dipl.-Ing. A. Cox

Enclosure

Certificate

Certificate no.

CU 72505287 0001

License Holder:

SUNBOND ENERGY PRIVATE LIMITED (UNIT-2)
Survey No 270/P1-P2, NR. Onery Tiles,
Mitana - Neknam, Padadhari Road,
Tankara, Mitana, Morbi, Gujarat 363650
India

Manufacturing Plant:

SUNBOND ENERGY PRIVATE LIMITED (UNIT-2)
Survey No 270/P1-P2, NR. Onery Tiles,
Mitana - Neknam, Padadhari Road,
Tankara, Mitana, Morbi, Gujarat 363650
India

Report Number:

IN25PFXM 001

Client Reference:**Certification acc. to:**

UL 61215-1:2021
UL 61215-1-1:2021
UL 61215-2:2021
UL 61730-1:2022
UL 61730-2:2022
CSA C22.2 No. 61730-1:19
CSA C22.2 No. 61730-2:19

Product Information**Certified Product:**

Photovoltaic (PV) module

Model Designation:

Type with monocrystalline M10R Topcon Bifacial half-cut cells:
SEPL16BGGN144-xxx (xxx = 570-595 in steps of 1, 144 cells)
SEPL16BGGN132-xxx (xxx = 520-545 in steps of 1, 132 cells)
Type with monocrystalline G12R Topcon Bifacial half-cut cells:
SEPLG12R132-xxx (xxx = 600-625 in steps of 1, 132 cells)
xxx represents power range in Wp

Technical Data:

Max. System Voltage: 1500 V DC

Remarks:

Class II acc. to IEC 61140
Max. positive Design Load (downward): 3600 Pa
Max. negative Design Load (upward): 1600 Pa
with safety factor 1.5

Appendix:

CDF IN25PFXM 001

**Date of issue:**2026-02-10
(yr/mo/day)

TUV Rheinland of North America, Inc.
400 Beaver Brook Rd, Boxborough, MA 01719
Tel +1 (978) 266 9500, Fax +1 (978) 266-9992

www.tuv.com

Zertifikat *Certificate*

Zertifikatsnummer Certificate No.:

PV 60186146 0001

Berichtsnummer Report No.:

IN25CMZA 001

Genehmigungsinhaber License Holder:

SUNBOND ENERGY PRIVATE LIMITED (UNIT-2)
 Survey No 270/P1-P2, NR. Onery Tiles,
 Mitana – Neknam, Padadhari Road,
 Tankara, Mitana, Morbi, Gujarat 363650
 India

Fertigungsstätte Manufacturing Site:

SUNBOND ENERGY PRIVATE LIMITED (UNIT-2)
 Survey No 270/P1-P2, NR. Onery Tiles,
 Mitana – Neknam, Padadhari Road,
 Tankara, Mitana, Morbi, Gujarat 363650
 India

Prüfzeichen Test Mark:

Geprüft nach Tested according to:

IEC 61215-1:2021
 IEC 61215-1-1:2021
 IEC 61215-2:2021
 IEC 61730-1:2023
 IEC 61730-2:2023
 EN IEC 61215-1:2021
 EN IEC 61215-1-1:2021
 EN IEC 61215-2:2021
 EN IEC 61730-1:2018
 EN IEC 61730-2:2018

Geräteidentifikation
Product Identification
Produkt: PV Module

Product:
Modell: Modelle sind auf nächste(r) Seite(n) gelistet
Type: Type designation(s) are listed on the next page(s)

Technische Daten: Max. System Voltage: 1500 V DC

Technical Data:
Gültig bis: 2031-01-14

Date of expiry:
Gültig ab: 2026-01-21

Valid from:
Ausstellungsdatum: 2026-01-21

Date of issue:
Zertifizierungsstelle:
Certification body:


Dipl.-Ing. A. Cox

Dem Zertifikat liegt unsere Prüf- und Zertifizierungsordnung zugrunde.
 Das Produkt entspricht den o.g. Anforderungen, die Herstellung wird überwacht.
 This certificate is based on our Testing and Certification Regulation. The product fulfills above mentioned requirements, the production is subject to surveillance.

TÜV Rheinland LGA Products GmbH, Tillystraße 2, 90431 Nürnberg
<http://www.tuv.com/safety> E-mail: markcheck@tuv.com

Fax: +49 221 806-3935

www.tuv.com

TÜVRheinland®
 Precisely Right.

Zertifikat *Certificate*

Zertifikatsnummer *Certificate No.:*

PV 60186146 0001

Berichtsnummer *Report No.:*

IN25CMZA 001

Produkt *Product:* PV Module

Modell *Type:*

Bezeichnung *Designation:*

Type with monocrystalline M10R Topcon Bifacial half-cut solar cells:
SEPL16BGGN144-xxx (xxx = 570-595 in steps of 1, 144 cells)
SEPL16BGGN132-xxx (xxx = 520-545 in steps of 1, 132 cells)

Type with monocrystalline G12R Topcon Bifacial half-cut solar cells:
SEPLG12R132-xxx (xxx = 600-625 in steps of 1, 132 cells)

xxx represents power range in Wp

Remarks:

Class II acc. to IEC 61140

Max. positive Design Load (downward): 3600 Pa

Max. negative Design Load (upward): 1600 Pa

with safety factor 1.5

Conditions:

The product test is voluntarily according to technical regulations. Any change of the design, materials, components or processing may require the repetition of some of the qualification tests in order to retain type approval.

