


NiRSUN Pro
SERIES



12 Years Product Warranty
On Materials And Workmanship*



30 Years Warranty
for Linear Performance*

N-TYPE TOPCON 18BB - G12

710 Wp - 730 Wp

BIFACIAL (GLASS TO GLASS)



Extra Mechanical Load Capacity



Extra Life With Up to 30% Additional Power



Double-Sided Power Generation



Excellent anti-LeTID & anti-PID performance



Lower temperature coefficient

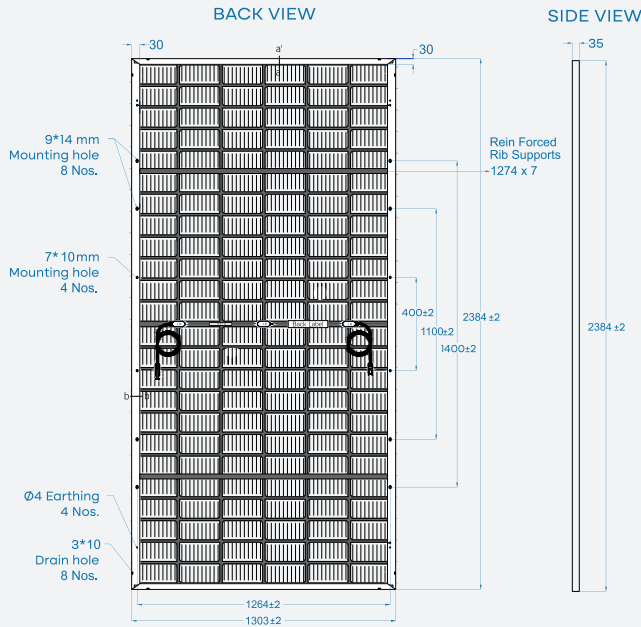


Lower LCOE & Bos

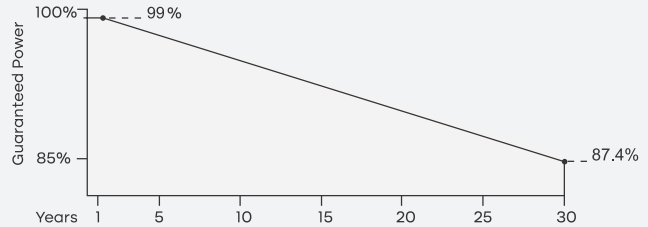
PRODUCT | CERTIFICATES

TECHNICAL DATA

ELECTRICAL CHARACTERISTICS*	SEPLG12N132-710		SEPLG12N132-715		SEPLG12N132-720		SEPLG12N132-725		SEPLG12N132-730	
	STC	NOCT	STC	NOCT	STC	NOCT	STC	NOCT	STC	NOCT
Nominal Maximum Power (Pmax)	710	528	715	533	720	537	725	541	730	543
Optimum Operating Voltage (Vmp)	40.79	37.56	41.05	37.80	41.32	38.04	41.51	38.23	41.65	38.35
Optimum Operating Current (Imp)	17.41	14.06	17.45	14.09	17.47	14.11	17.52	14.15	17.53	14.16
Open Circuit Voltage (Voc)	47.65	44.27	47.85	44.45	47.85	44.45	48.05	44.64	48.18	44.76
Short Circuit Current (Isc)	18.51	14.94	18.51	14.95	18.52	14.95	18.52	14.95	18.52	14.95
Module Efficiency	22.86		23.6		23.23		23.42		23.50	

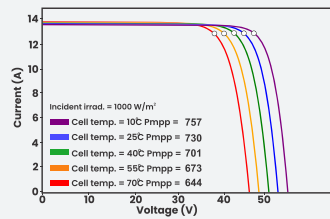


LINEAR PERFORMANCE WARRANTY

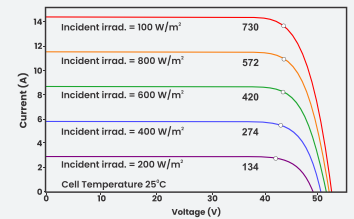


12 Year Mfg. Warranty, 30 Years Performance Warranty

IV Curve Variation with Temperature



IV Curve Variation with Irradiance



IV Curves for Front-Side Illumination of 625 Wp Panel

BIFACIAL OUTPUT – BACKSIDE POWER GAIN @ STC* [Bifaciality Factor: 75% ± 10%]

[Note: The bifacial gain depends on the power plant design and site conditions. Electrical component ratings should be selected as per actual Bifacial gain at site (module currents indicated below)]

5%	Capacity rating - Pmax(Wp)	746	752	758	764	767
	Rated Voltage - Vmp(V)	40.79	41.05	41.32	41.51	41.65
	Rated Current - Imp(A)	18.28	18.32	18.34	18.40	18.41
	Open Circuit Voltage - Voc(V)	47.65	47.85	47.85	48.05	48.18
	Short Circuit Current - Isc(A)	19.44	19.44	19.45	19.45	19.45
	Module Efficiency (%)	24.00	24.21	24.40	24.58	24.68
10%	Capacity rating - Pmax(Wp)	781	788	794	800	803
	Rated Voltage - Vmp(V)	40.79	41.05	41.32	41.51	41.65
	Rated Current - Imp(A)	19.15	19.20	19.22	19.27	19.28
	Open Circuit Voltage - Voc(V)	47.65	47.85	47.85	48.05	48.18
	Short Circuit Current - Isc(A)	20.36	20.36	20.37	20.37	20.37
	Module Efficiency (%)	25.15	25.37	25.56	25.76	25.85

MECHANICAL SPECIFICATIONS

Dimensions	2384(L) x 1303(W) x 35(T)
Weight(kg)	39.75kg *
Cell type / No of Cell	(105mm x 210mm) 132 Half-cut N-type TOPcon G12 Bifacial Solar cells
Frame	Anodized Aluminum Alloy (6005, Temper T6, Silver color)
Front Cover	Low Iron semi-Tempered AR coated Glass (2 mm thick)
Encapsulate	PID resistant and UV resistant Polymeric Film
Back Cover	Low Iron semi-Tempered Glass (2 mm thick)
Junction Box	30A Split Junction Box (3 nos. with individual Bypass Diode) – Weatherproof (IP68)
Bypass Diode	60 A, 45 V, 200 °C max. junction temperature
Cable	4 sq. mm, 300 mm length (Customized cable length available on request)
Connectors	Mc4 Type
Application Class Rating	Class A
Safety Class Rating	Class II
Mechanical Load Test	5400 Pa-Front; 2400 Pa-Back (as per IEC & UL)
Mounting Holes Pitch (Y)-mm	[A] 1400, [B] 400, (Holes at 400 mm Y-pitch for tracker can be provided on customer request)
Mounting Holes Pitch (X)-mm	1264

MAXIMUM OPERATING CONDITIONS

Operating Temperature:	-40°C to +85°C
Maximum System Voltage:	1500V
Maximum Series Fuse Rating:	35 A

TEMPERATURE COEFFICIENTS

Current α (Isc) :	0.046%/°C
Voltage β (Voc) :	-0.26%/°C
Power γ (Pmax) :	-0.31%/°C

PACKING STANDARD

	32FT	40FT
No. of Modules per Container:	224	560
No. of Pallets per Container:	08	20
No. of Modules per Pallet/Weight:	28 Nos/1110 Kg	
Pallet Dimensions in mm:	2420(L)*1130(W)*1275(H)	

ELECTRICAL PERFORMANCE [Note: Power tolerance: 0 ~ +4.99 W. Power measurement uncertainty: < ±3%. Average value of NMOT: 45.00 ± 2 °C]

Caution: Please read safety and installation instructions before using the product. *Warranty: Linear performance warranty for 30 years, with degradation up to 1% in 1st year and 0.4 %/year from year 2 to year 30. Please read SUNBOND warranty documents thoroughly. Disclaimer: Specifications included in the datasheet are subject to change without prior notice owing to continuous innovation in the Product Development and R&D Activities. SUNBOND ENERGY PVT.LTD. reserves the right to make any adjustment to the information described here. Dataset contained in this specification do not form a representative of a single module data. ©T&C Apply. Sunbond Energy will be support for all warranty terms on behalf of Titan.

Version - TDS/2025-26/001